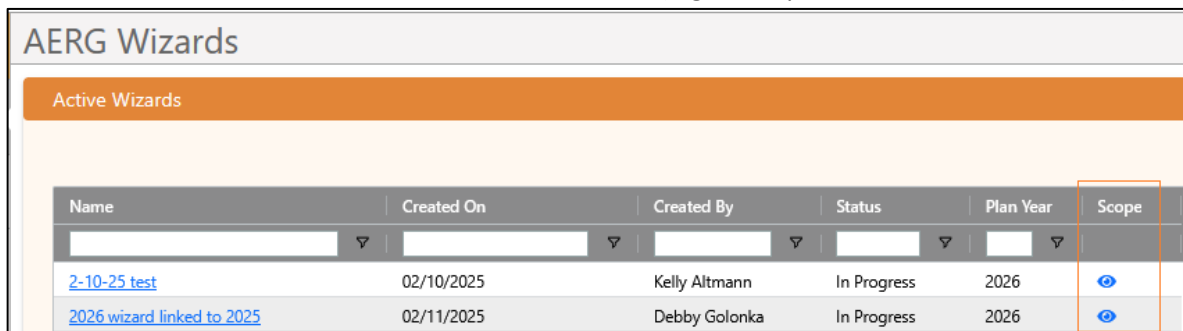




## CodySoft® April 9<sup>th</sup>, 2025 release notes

### AERG Wizard:

1. View the **Scope** of all Active, Completed, and Cancelled Wizards
  - a) Clicking the Eyeball icon in the Scope column shows information such as:
    - i. Last updated date and time
    - ii. Reference wizard
    - iii. Description
    - iv. PBPs selected
    - v. Status of each PBP at the time of selection (e.g., New plan, Renewal, or Crosswalk)



The screenshot shows the 'AERG Wizards' interface. At the top, there is a header 'AERG Wizards' and a sub-header 'Active Wizards'. Below this is a table with the following columns: Name, Created On, Created By, Status, Plan Year, and Scope. The 'Scope' column contains blue eyeball icons. Two rows are visible in the table:

Name	Created On	Created By	Status	Plan Year	Scope
<a href="#">2-10-25 test</a>	02/10/2025	Kelly Altmann	In Progress	2026	
<a href="#">2026 wizard linked to 2025</a>	02/11/2025	Debby Golonka	In Progress	2026	

2. **User-based permissions in Active Wizards**
  - a) **End User** role
    - i. Answer questions or edit responses only if she or he is assigned to the topic Area for the Question
  - b) **Project Manager** role
    - i. Answer questions or edit responses in any topic Area
    - ii. Complete or cancel a wizard
    - iii. Edit the Area assignments
3. **Additional User-based permissions**
  - a) The following function is available only to users in the **Project Manager** role:
    - i. Export an ANOC-EOC Rules Grid (AERG) .xlsx file for any wizard